

Leave One, Add One

A classroom activity for retrieval practice

Slides by Dr. Pooja K. Agarwal (she/her)


retrievalpractice.org

[@RetrieveLearn](#)

[Click here for more information about these slides](#)

You are welcome to download and use these slides!





“Leave One Add One” Instructions for teachers


- **Time:** Approximately 30 minutes total
- **Grade level:** 5th grade through graduate school.

You can also use this for professional development!

- **Materials:** Blank paper and pencils/pens

Retrieval practice is a **learning** strategy 😊💧

1. Get a piece of paper
2. Don't write your name on it (this is not for a grade!)
3. **Quickly** draw a small animal in the top right corner



Next step: retrieve!

Top of your paper:
Write down **one** thing you've learned
in our class

At least one sentence, please

(can be anything from the readings,
class discussions, videos, projects, etc.)




Here's the fun part

1. **Leave one:** Hold your paper up when you're done
2. I'll hand you someone else's paper
3. **Add one:** add one new thing that's not listed
(something that's new for you, too)
4. Repeat! (**new** concept each time)

If you receive your own paper or a paper you've already had, let me know.





What's something interesting
that someone else wrote on
your paper?

