

Proposed Budget  
2023-2024

Three Part Budget  
NYS Report Card

Fiscal Accountability Report

Property Tax Report Card

School Administrator Disclosure Report

Exempt Property Report

# Port Jervis City School Dist

## Budgeting Appropriation Status Report For 23-24 Approp Budget (Detail)



Account	Description	2023 - 24 Proposed Budget	2022 - 23 Budget	Dollar Change	Percent Change
A 1010.400-01-0001	CONTRACT EXP	23,500.00	22,875.00	625.00	2.732%
A 1010.410-01-0001	CONF/TRAVEL	3,850.00	3,750.00	100.00	2.667%
A 1010.490-01-0001	BOCES BOE SERVICES	15,050.00	14,605.00	445.00	3.047%
A 1010.500-01-0001	MAT/SPLYS	3,200.00	3,110.00	90.00	2.894%
<b>1010</b>	<b>BOARD OF EDUCATION *</b>	<b>45,600.00</b>	<b>44,340.00</b>	<b>1,260.00</b>	<b>2.842%</b>
A 1040.160-99-0001	NONINSTR SALARY	9,345.00	9,044.00	301.00	3.328%
A 1040.410-01-0001	CONF/TRAVEL	200.00	200.00	0.00	0.000%
A 1040.500-01-0001	MAT/SPLYS	200.00	200.00	0.00	0.000%
<b>1040</b>	<b>DISTRICT CLERK *</b>	<b>9,745.00</b>	<b>9,444.00</b>	<b>301.00</b>	<b>3.187%</b>
A 1060.400-01-0001	CONTRACT EXP	38,650.00	38,650.00	0.00	0.000%
A 1060.490-01-0001	BOCES ELECTIONS SERVICES	19,750.00	3,500.00	16,250.00	464.286%
<b>1060</b>	<b>DISTRICT MEETING *</b>	<b>58,400.00</b>	<b>42,150.00</b>	<b>16,250.00</b>	<b>38.553%</b>
<b>10</b>	<b>**</b>	<b>113,745.00</b>	<b>95,934.00</b>	<b>17,811.00</b>	<b>18.566%</b>
A 1240.150-99-0001	INSTRUCT SALARY	237,310.00	211,261.00	26,049.00	12.330%
A 1240.160-99-0001	NONINSTR SALARY	77,173.00	68,980.00	8,193.00	11.877%
A 1240.400-01-0001	CONTRACT EXP	8,595.00	8,595.00	0.00	0.000%
A 1240.410-01-0001	CONF/TRAVEL	8,500.00	6,945.00	1,555.00	22.390%
A 1240.500-01-0001	MAT/SPLYS	4,950.00	3,160.00	1,790.00	56.646%
<b>1240</b>	<b>CHIEF SCHOOL ADMINISTRATOR *</b>	<b>336,528.00</b>	<b>298,941.00</b>	<b>37,587.00</b>	<b>12.573%</b>
<b>12</b>	<b>**</b>	<b>336,528.00</b>	<b>298,941.00</b>	<b>37,587.00</b>	<b>12.573%</b>
A 1310.150-99-0001	INSTRUCT SALARY	195,000.00	165,600.00	29,400.00	17.754%
A 1310.160-99-0001	NONINSTR SALARY	438,500.00	340,911.00	97,589.00	28.626%
A 1310.162-99-0001	OVERTIME PAY	4,500.00	1,285.00	3,215.00	250.195%
A 1310.400-01-0001	CONTRACT EXP	6,800.00	6,800.00	0.00	0.000%
A 1310.410-01-0001	CONF/TRAVEL	4,000.00	4,000.00	0.00	0.000%
A 1310.415-01-0001	RENTAL OF OFFICE SPACE	45,000.00		45,000.00	<N/A>



# Port Jervis City School Dist

## Budgeting Appropriation Status Report For 23-24 Approp Budget (Detail)



Account	Description		2023 - 24 Proposed Budget	2022 - 23 Budget	Dollar Change	Percent Change
A 1310.421-01-0001	MAINT AGRMNTS		1,000.00	1,000.00	0.00	0.000%
A 1310.490-01-0001	BOCES		135,850.00	88,090.00	47,760.00	54.217%
A 1310.500-01-0001	MAT/SPLYS		3,880.00	3,880.00	0.00	0.000%
<b>1310</b>	<b>BUSINESS ADMINISTRATION</b>	*	<b>834,530.00</b>	<b>611,566.00</b>	<b>222,964.00</b>	<b>36.458%</b>
A 1320.160-99-0001	NONINSTR SALARY		7,250.00	6,925.00	325.00	4.693%
A 1320.400-01-0001	CONTRACT EXP		49,815.00	49,815.00	0.00	0.000%
<b>1320</b>	<b>AUDITING</b>	*	<b>57,065.00</b>	<b>56,740.00</b>	<b>325.00</b>	<b>0.573%</b>
A 1325.160-99-0001	NONINSTR SALARY		0.00	9,908.00	(9,908.00)	(100.000%)
A 1325.410-01-0001	CONF/TRAVEL		500.00	500.00	0.00	0.000%
A 1325.500-01-0001	MAT/SPLYS		485.00	485.00	0.00	0.000%
<b>1325</b>	<b>TREASURER</b>	*	<b>985.00</b>	<b>10,893.00</b>	<b>(9,908.00)</b>	<b>(90.957%)</b>
A 1330.160-99-0001	NONINSTR SALARY		38,865.00	25,505.00	13,360.00	52.382%
A 1330.400-01-0001	CONTRACT EXP		5,100.00	5,100.00	0.00	0.000%
A 1330.410-01-0001	CONF/TRAVEL		400.00	400.00	0.00	0.000%
A 1330.500-01-0001	MAT/SPLYS		500.00	500.00	0.00	0.000%
<b>1330</b>	<b>TAX COLLECTOR</b>	*	<b>44,865.00</b>	<b>31,505.00</b>	<b>13,360.00</b>	<b>42.406%</b>
A 1380.400-01-0001	CONTRACT EXP		18,000.00	18,000.00	0.00	0.000%
<b>1380</b>	<b>FISCAL AGENT FEE</b>	*	<b>18,000.00</b>	<b>18,000.00</b>	<b>0.00</b>	<b>0.000%</b>
<b>13</b>		**	<b>955,445.00</b>	<b>728,704.00</b>	<b>226,741.00</b>	<b>31.116%</b>
A 1420.400-00-0001	OTHER LEGAL EXP		250,000.00	250,000.00	0.00	0.000%
<b>1420</b>	<b>LEGAL</b>	*	<b>250,000.00</b>	<b>250,000.00</b>	<b>0.00</b>	<b>0.000%</b>
A 1430.400-01-0001	CONTRACT EXP		25,045.00	25,045.00	0.00	0.000%
A 1430.435-01-0001	ADVERTISING		1,500.00	1,500.00	0.00	0.000%
A 1430.490-00-0001	BOCES CONTRACT ANALYSIS		2,995.00	2,995.00	0.00	0.000%
A 1430.500-01-0001	MAT/SPLYS		200.00	200.00	0.00	0.000%



# Port Jervis City School Dist

## Budgeting Appropriation Status Report For 23-24 Approp Budget (Detail)



Account	Description		2023 - 24 Proposed Budget	2022 - 23 Budget	Dollar Change	Percent Change
<b>1430</b>	<b>PERSONNEL</b>	*	<b>29,740.00</b>	<b>29,740.00</b>	<b>0.00</b>	<b>0.000%</b>
A 1480.490-01-0002	BOCES COMMUNICATION SERVICE		20,600.00	20,600.00	0.00	0.000%
A 1480.500-00-0001	PUBLIC-MAT./SPLYS		250.00	250.00	0.00	0.000%
<b>1480</b>	<b>PUBLIC INFORMATION &amp; SERVICES</b>	*	<b>20,850.00</b>	<b>20,850.00</b>	<b>0.00</b>	<b>0.000%</b>
<b>14</b>		**	<b>300,590.00</b>	<b>300,590.00</b>	<b>0.00</b>	<b>0.000%</b>
A 1620.160-99-0003	NONINSTR SALARY		1,325,000.00	1,371,629.00	(46,629.00)	(3.400%)
A 1620.161-99-0003	SUBSTITUTE PAY		150,000.00	144,200.00	5,800.00	4.022%
A 1620.162-99-0003	OVERTIME		110,000.00	103,000.00	7,000.00	6.796%
A 1620.200-00-0003	EQUIPMENT		7,500.00	7,000.00	500.00	7.143%
A 1620.201-00-0003	EQUIP REPLACEMENT		150,000.00	120,000.00	30,000.00	25.000%
A 1620.202-00-0003	VEHICLES		100,000.00	40,000.00	60,000.00	150.000%
A 1620.400-00-0003	CONTRACT EXP		132,500.00	128,000.00	4,500.00	3.516%
A 1620.401-00-0003	FUEL OIL		250,000.00	225,000.00	25,000.00	11.111%
A 1620.402-00-0003	ELECTRIC		375,000.00	356,000.00	19,000.00	5.337%
A 1620.403-00-0003	NATURAL GAS		400,000.00	385,000.00	15,000.00	3.896%
A 1620.405-00-0003	TELEPHONE SERVICE		95,000.00	92,000.00	3,000.00	3.261%
A 1620.406-00-0003	OPERATING EXPENSES ON RENTAL		37,000.00		37,000.00	<N/A>
A 1620.408-00-0003	WATER/SEWER		48,500.00	45,730.00	2,770.00	6.057%
A 1620.500-00-0003	MATERIALS/SUPPLIES		40,000.00	35,000.00	5,000.00	14.286%
A 1620.501-00-0003	CLEANING SPLY		140,000.00	135,000.00	5,000.00	3.704%
<b>1620</b>	<b>OPERATION OF PLANT</b>	*	<b>3,360,500.00</b>	<b>3,187,559.00</b>	<b>172,941.00</b>	<b>5.425%</b>
A 1621.160-99-0003	NONINSTR SALARY		895,236.00	740,037.00	155,199.00	20.972%
A 1621.161-99-0003	SUBSTITUTE PAY		16,000.00	14,420.00	1,580.00	10.957%
A 1621.162-99-0003	OVERTIME		65,000.00	59,225.00	5,775.00	9.751%
A 1621.200-00-0003	EQUIPMENT		21,000.00	20,000.00	1,000.00	5.000%
A 1621.201-00-0003	EQUIP REPLACEMENT		10,500.00	10,000.00	500.00	5.000%
A 1621.400-00-0003	CONTRACT EXP		106,000.00	102,000.00	4,000.00	3.922%
A 1621.409-00-0003	NON BUS REPAIR		16,500.00	15,900.00	600.00	3.774%



# Port Jervis City School Dist

## Budgeting Appropriation Status Report For 23-24 Approp Budget (Detail)



Account	Description		2023 - 24 Proposed Budget	2022 - 23 Budget	Dollar Change	Percent Change
A 1621.410-00-0003	CONF/TRAVEL		5,100.00	4,900.00	200.00	4.082%
A 1621.421-00-0003	MAINT AGREEMNTS		115,000.00	110,000.00	5,000.00	4.545%
A 1621.425-00-0003	CONTR.STAFF DEVEL		750.00	550.00	200.00	36.364%
A 1621.427-00-0003	CONTR. ACBM		5,500.00	5,000.00	500.00	10.000%
A 1621.428-00-0003	INSPECTION SERVICES		26,500.00	25,000.00	1,500.00	6.000%
A 1621.429-00-0003	LAB TESTING		4,500.00	4,200.00	300.00	7.143%
A 1621.430-00-0003	MAINT PROJECTS		125,000.00	110,000.00	15,000.00	13.636%
A 1621.437-00-0003	CONTRACT REPAIRS		35,000.00	30,000.00	5,000.00	16.667%
A 1621.438-00-0003	EQUIPMENT RENTAL		3,100.00	3,000.00	100.00	3.333%
A 1621.490-00-0003	BOCES RISK MGMT.		92,500.00	56,650.00	35,850.00	63.283%
A 1621.500-00-0003	MAT/SUP REPLACE		125,000.00	120,000.00	5,000.00	4.167%
A 1621.501-00-0003	NON BUS PARTS		16,000.00	15,300.00	700.00	4.575%
A 1621.508-00-0003	MAT/SUP PROJECTS		40,000.00	35,000.00	5,000.00	14.286%
A 1621.524-00-0003	GROUNDS, MISC		57,500.00	55,000.00	2,500.00	4.545%
<b>1621</b>	<b>MAINTENANCE OF PLANT</b>	*	<b>1,781,686.00</b>	<b>1,536,182.00</b>	<b>245,504.00</b>	<b>15.981%</b>
A 1670.423-00-0003	LEASE/PURCHASE		11,000.00	11,000.00	0.00	0.000%
A 1670.431-00-0003	POSTAGE METER		30,000.00	30,000.00	0.00	0.000%
A 1670.432-00-0003	PRINTING		2,000.00	2,000.00	0.00	0.000%
A 1670.433-00-0003	PAPER		35,000.00	33,000.00	2,000.00	6.061%
<b>1670</b>	<b>CENTRAL PRINTING &amp; MAILING</b>	*	<b>78,000.00</b>	<b>76,000.00</b>	<b>2,000.00</b>	<b>2.632%</b>
<b>16</b>		**	<b>5,220,186.00</b>	<b>4,799,741.00</b>	<b>420,445.00</b>	<b>8.760%</b>
A 1910.400-01-0001	INSURANCE		250,000.00	250,000.00	0.00	0.000%
A 1910.401-01-0001	STUDENT ACCIDENT INS.		22,000.00	22,000.00	0.00	0.000%
<b>1910</b>	<b>UNALLOCATED INSURANCE</b>	*	<b>272,000.00</b>	<b>272,000.00</b>	<b>0.00</b>	<b>0.000%</b>
A 1930.400-01-0001	Judgment and Claims				0.00	<N/A>
<b>1930</b>	<b>JUDGMENTS &amp; CLAIMS</b>	*	<b>0.00</b>	<b>0.00</b>	<b>0.00</b>	<b>&lt;N/A&gt;</b>
A 1964.400-01-0001	Refund Real Property				0.00	<N/A>



# Port Jervis City School Dist

## Budgeting Appropriation Status Report For 23-24 Approp Budget (Detail)



Account	Description		2023 - 24 Proposed Budget	2022 - 23 Budget	Dollar Change	Percent Change
	Taxes					
1964	REFUND ON REAL PROPERTY TAXES	*	0.00	0.00	0.00	<N/A>
A 1981.490-01-0001	ADMIN CHARGE BOCES		398,655.00	398,655.00	0.00	0.000%
A 1981.490-01-2001	BOCES CAPITAL PROJECT		381,499.00	63,096.00	318,403.00	504.633%
A 1981.490-01-3001	HEALTH PLAN COORDIN.		21,193.00	21,193.00	0.00	0.000%
A 1981.490-01-4001	BOCES RENTAL		38,801.00	36,595.00	2,206.00	6.028%
1981	BOCES ADMINISTRATIVE * COSTS		840,148.00	519,539.00	320,609.00	61.710%
A 1989.400-01-0001	PROFESSIONAL SERVICES		70,000.00	70,000.00	0.00	0.000%
1989	UNCLASSIFIED	*	70,000.00	70,000.00	0.00	0.000%
19		**	1,182,148.00	861,539.00	320,609.00	37.214%
1		***	8,108,642.00	7,085,449.00	1,023,193.00	14.441%
A 2010.150-99-0001	ASST. SUPT. FOR INSTRUCTION		195,000.00	165,600.00	29,400.00	17.754%
A 2010.152-99-0001	CURRICULUM WRITE		50,000.00	45,000.00	5,000.00	11.111%
A 2010.152-99-1001	INSERVICE SALARIES		600.00	515.00	85.00	16.505%
A 2010.160-99-0001	NONINSTR SALARIES		72,000.00	84,915.00	(12,915.00)	(15.209%)
A 2010.161-99-0001	SUBSTITUTES				0.00	<N/A>
A 2010.162-99-0001	OVERTIME		1,000.00	200.00	800.00	400.000%
A 2010.400-01-0001	CONTRACT EXP		5,500.00	5,500.00	0.00	0.000%
A 2010.400-01-1001	BEPT FUNDS DISTRICT		11,000.00	11,000.00	0.00	0.000%
A 2010.400-03-2001	BEPT FUNDS HBE		2,000.00	1,000.00	1,000.00	100.000%
A 2010.400-05-2001	BEPT FUNDS ASK		2,000.00	2,000.00	0.00	0.000%
A 2010.400-06-2001	BEPT FUNDS HS		2,000.00	2,000.00	0.00	0.000%
A 2010.400-07-2001	BEPT FUNDS MS		2,000.00	2,000.00	0.00	0.000%
A 2010.410-01-0001	CONF/TRAVEL		1,500.00	1,500.00	0.00	0.000%
A 2010.425-01-0001	CONT STAFF DEV-DIST.		20,000.00	20,000.00	0.00	0.000%
A 2010.440-01-0001	PEER LEADERSHIP		900.00	900.00	0.00	0.000%



# Port Jervis City School Dist

## Budgeting Appropriation Status Report For 23-24 Approp Budget (Detail)



Account	Description	2023 - 24 Proposed Budget	2022 - 23 Budget	Dollar Change	Percent Change
A 2010.490-01-0001	BOCES	152,917.00	152,917.00	0.00	0.000%
A 2010.500-01-0001	MAT/SPLYS	7,300.00	7,300.00	0.00	0.000%
<b>2010</b>	<b>CURRICULUM DEVEL &amp; * SUPERVISION</b>	<b>525,717.00</b>	<b>502,347.00</b>	<b>23,370.00</b>	<b>4.652%</b>
A 2020.150-99-0001	INSTR SALARY	1,800,000.00	1,475,915.00	324,085.00	21.958%
A 2020.160-99-0001	NONINST SALARIES	640,250.00	458,650.00	181,600.00	39.594%
A 2020.161-99-0001	SUBSTITUTES	10,000.00	4,120.00	5,880.00	142.718%
A 2020.162-99-0001	OVERTIME PAY	2,000.00	1,300.00	700.00	53.846%
A 2020.200-01-0001	EQUIPMENT DIST	2,850.00	2,850.00	0.00	0.000%
A 2020.400-03-0001	CONTRACT EXP BE	550.00	550.00	0.00	0.000%
A 2020.400-05-0001	CONTRACT EXP ASK	1,500.00	1,500.00	0.00	0.000%
A 2020.400-06-0001	CONTRACT EXP HS	1,200.00	1,200.00	0.00	0.000%
A 2020.400-07-0001	CONTRACT EXP MS	300.00	300.00	0.00	0.000%
A 2020.410-03-0001	CONF/TRAVEL BE	2,500.00	2,500.00	0.00	0.000%
A 2020.410-05-0001	CONF/TRAVEL ASK	3,000.00	3,000.00	0.00	0.000%
A 2020.410-06-0001	CONF/TRAVEL HS	3,000.00	2,600.00	400.00	15.385%
A 2020.410-07-0001	CONF/TRAVEL MS	1,500.00	1,500.00	0.00	0.000%
A 2020.411-01-0001	MILEAGE - DIST	1,500.00	1,500.00	0.00	0.000%
A 2020.500-03-0001	MAT/SPLYS BE	3,500.00	3,500.00	0.00	0.000%
A 2020.500-05-0001	MAT/SPLYS ASK	8,000.00	8,000.00	0.00	0.000%
A 2020.500-06-0001	MAT/SPLYS HS	6,539.00	6,539.00	0.00	0.000%
A 2020.500-07-0001	MAT/SPLYS MS	20,000.00	14,182.00	5,818.00	41.024%
<b>2020</b>	<b>SUPERVISION-REGULAR * SCHOOL</b>	<b>2,508,189.00</b>	<b>1,989,706.00</b>	<b>518,483.00</b>	<b>26.058%</b>
<b>20</b>	<b>**</b>	<b>3,033,906.00</b>	<b>2,492,053.00</b>	<b>541,853.00</b>	<b>21.743%</b>
A 2110.110-99-0002	TCHR SAL FULL K - 3	4,034,829.00	4,356,520.00	(321,691.00)	(7.384%)
A 2110.120-99-0002	TCHR SALARY 4-6	5,250,000.00	4,763,352.00	486,648.00	10.217%
A 2110.122-99-0002	HOURLY TCH SAL 4-6	85,410.00	85,410.00	0.00	0.000%
A 2110.130-99-0002	TCHR SALARY 7-12	8,265,000.00	8,226,800.00	38,200.00	0.464%
A 2110.131-99-0002	HOURLY TCH 7-12	33,500.00	30,530.00	2,970.00	9.728%
A 2110.140-99-0002	TCHR SUB PAY	351,450.00	334,750.00	16,700.00	4.989%
A 2110.141-99-0002	HOME INSTR PAY K-6	50,000.00	45,000.00	5,000.00	11.111%



# Port Jervis City School Dist

## Budgeting Appropriation Status Report For 23-24 Approp Budget (Detail)



Account	Description	2023 - 24 Proposed Budget	2022 - 23 Budget	Dollar Change	Percent Change
A 2110.142-99-0002	HOME INSTR PAY 7-12	100,000.00	90,000.00	10,000.00	11.111%
A 2110.160-99-0002	NONINSTR SALARY	1,085,713.00	1,300,099.00	(214,386.00)	(16.490%)
A 2110.161-99-0002	NON TCHR SUB PAY	28,500.00	26,780.00	1,720.00	6.423%
A 2110.200-01-0002	EQUIPMENT	225,000.00	225,000.00	0.00	0.000%
A 2110.200-06-0002	EQUIPMENT HS	13,000.00		13,000.00	<N/A>
A 2110.200-07-0002	EQUIP MS	7,500.00	7,250.00	250.00	3.448%
A 2110.400-00-0002	COLLEGE IN THE CLASSROOM	125,000.00	125,000.00	0.00	0.000%
A 2110.400-01-0002	CONTRACTUAL - DIST	63,900.00	63,900.00	0.00	0.000%
A 2110.400-03-0002	CONTRACT EXP HBE	1,000.00	1,000.00	0.00	0.000%
A 2110.400-05-0002	CONTRACT EXP ASK	3,000.00	3,000.00	0.00	0.000%
A 2110.400-06-0002	CONTRACT EXP HS	10,000.00	6,394.00	3,606.00	56.397%
A 2110.400-07-0002	CONTRACT EXP MS	1,850.00	1,635.00	215.00	13.150%
A 2110.403-23-0002	SECURITY	195,000.00	187,000.00	8,000.00	4.278%
A 2110.410-01-1002	MILEAGE/TUTORS DIST.	1,500.00	1,500.00	0.00	0.000%
A 2110.410-03-0002	CONF/TRAVEL BE	6,000.00	6,000.00	0.00	0.000%
A 2110.410-05-0002	CONF/TRAVEL ASK	10,000.00	10,000.00	0.00	0.000%
A 2110.410-06-0002	CONF/TRAVEL HS	6,000.00	6,000.00	0.00	0.000%
A 2110.410-07-0002	CONF/TRAVEL MS	6,000.00	6,000.00	0.00	0.000%
A 2110.423-01-0002	COPIER LEASE/PURCH	100,000.00	100,000.00	0.00	0.000%
A 2110.433-06-0002	CLASSROOM CONTRACTUAL GRAD	21,000.00	18,000.00	3,000.00	16.667%
A 2110.444-01-0002	ODYSSEY OF MIND	6,000.00	6,000.00	0.00	0.000%
A 2110.446-23-0002	MUSIC INSTR REPAIR	10,000.00	10,000.00	0.00	0.000%
A 2110.447-23-0002	MUSIC CONT. HS	5,750.00	5,750.00	0.00	0.000%
A 2110.471-01-0002	TUITION PUBLIC SCHL (REG FOSTER)	325,000.00	325,000.00	0.00	0.000%
A 2110.472-01-0002	TUITION OTHER SVCE	20,000.00	20,000.00	0.00	0.000%
A 2110.480-01-0002	TEXTBOOKS DISTRICT	250,000.00	150,000.00	100,000.00	66.667%
A 2110.480-03-0002	TEXTBOOKS BE	34,128.00	34,128.00	0.00	0.000%
A 2110.480-05-0002	TEXTS HRD ASK	61,275.00	61,275.00	0.00	0.000%
A 2110.480-06-0002	TEXTBOOKS HS	54,675.00	42,989.00	11,686.00	27.184%
A 2110.480-07-0002	TEXTBOOKS MS	23,125.00	23,125.00	0.00	0.000%
A 2110.480-50-1002	TEXTS HRD NP	5,000.00	5,000.00	0.00	0.000%



# Port Jervis City School Dist

## Budgeting Appropriation Status Report For 23-24 Approp Budget (Detail)



Account	Description	2023 - 24 Proposed Budget	2022 - 23 Budget	Dollar Change	Percent Change
A 2110.490-01-0002	BOCES	330,728.00	330,728.00	0.00	0.000%
A 2110.500-01-0002	MAT/SPLY DIST	85,035.00	85,035.00	0.00	0.000%
A 2110.500-03-0002	MAT/SPLYS BE	44,975.00	44,975.00	0.00	0.000%
A 2110.500-05-0002	MAT/SPLYS ASK	104,195.00	104,195.00	0.00	0.000%
A 2110.500-06-0002	MAT/SPLYS HS	72,776.00	62,801.00	9,975.00	15.884%
A 2110.500-06-1303	ASK Grant Funds			0.00	<N/A>
A 2110.500-06-1304	HS Grant Funds			0.00	<N/A>
A 2110.500-06-1306	HBE Grant funds			0.00	<N/A>
A 2110.500-06-1307	MS Grant funds			0.00	<N/A>
A 2110.500-07-0002	MAT/SPLYS MS	38,500.00	34,251.00	4,249.00	12.405%
<b>2110</b>	<b>TEACHING-REGULAR SCHOOL</b>	<b>21,551,314.00</b>	<b>21,372,172.00</b>	<b>179,142.00</b>	<b>0.838%</b>
<b>21</b>	<b>**</b>	<b>21,551,314.00</b>	<b>21,372,172.00</b>	<b>179,142.00</b>	<b>0.838%</b>
A 2250.150-99-0002	INSTRUCT SALARY	5,765,000.00	4,792,529.00	972,471.00	20.291%
A 2250.152-99-0002	SUMMER PAY CSE	45,000.00	38,625.00	6,375.00	16.505%
A 2250.160-99-0002	NONINST SALARIES	698,450.00	536,165.00	162,285.00	30.268%
A 2250.161-99-0002	SUBSTITUTES	2,000.00	515.00	1,485.00	288.350%
A 2250.162-99-0002	OVERTIME PAY	300.00	275.00	25.00	9.091%
A 2250.163-99-0002	HOME INSTRUCTION	100,000.00	94,760.00	5,240.00	5.530%
A 2250.200-10-0002	EQUIPMENT CSE	22,500.00	22,500.00	0.00	0.000%
A 2250.400-10-0002	CONTRACT EXP CSE	505,700.00	423,210.00	82,490.00	19.492%
A 2250.410-10-0002	CONF/TRAVEL CSE	8,500.00	5,500.00	3,000.00	54.545%
A 2250.471-10-0002	TUITION PUBLIC SCHLS (SE FOSTER)	750,000.00	750,000.00	0.00	0.000%
A 2250.472-10-0002	TUITION OTHER SVCE	2,328,512.00	1,835,261.00	493,251.00	26.876%
A 2250.480-04-0002	TEXTBOOKS	4,500.00	4,500.00	0.00	0.000%
A 2250.490-07-0002	BOCES	6,978,536.00	7,678,146.00	(699,610.00)	(9.112%)
A 2250.500-10-0002	MAT/SPLYS CSE	70,000.00	35,000.00	35,000.00	100.000%
<b>2250</b>	<b>PROGRAMS-STUDENTS W/ DISABIL</b>	<b>17,278,998.00</b>	<b>16,216,986.00</b>	<b>1,062,012.00</b>	<b>6.549%</b>
A 2280.490-01-0002	BOCES VOC & OCED	1,511,355.00	1,471,382.00	39,973.00	2.717%



# Port Jervis City School Dist

## Budgeting Appropriation Status Report For 23-24 Approp Budget (Detail)



Account	Description		2023 - 24 Proposed Budget	2022 - 23 Budget	Dollar Change	Percent Change
<b>2280</b>	<b>OCCUPATIONAL EDUCATION</b>	*	<b>1,511,355.00</b>	<b>1,471,382.00</b>	<b>39,973.00</b>	<b>2.717%</b>
<b>22</b>		**	<b>18,790,353.00</b>	<b>17,688,368.00</b>	<b>1,101,985.00</b>	<b>6.230%</b>
A 2330.150-99-0002	SUMMER INSTR SAL 7-12		137,610.00	131,055.00	6,555.00	5.002%
A 2330.150-99-8002	ALT.ED.INSTR.(7-12)		127,000.00	120,087.00	6,913.00	5.757%
A 2330.151-99-0002	SUMMER INSTRUCT SAL 1-6		174,418.00	166,112.00	8,306.00	5.000%
A 2330.160-99-0002	SUMMER NONINST SAL 7 -12		12,050.00	11,250.00	800.00	7.111%
A 2330.160-99-8002	ALTERNATIVE ED.CLK/TYPIST		14,075.00	14,075.00	0.00	0.000%
A 2330.161-99-0002	SUMMER NONINST SAL 1 -6		56,150.00	23,315.00	32,835.00	140.832%
A 2330.400-00-6002	SUMMER SCHOOL CONTR		5,040.00	5,040.00	0.00	0.000%
A 2330.500-06-0002	ALT.ED. MAT/SPLYS		10,000.00	10,000.00	0.00	0.000%
A 2330.503-05-0002	SUMMER MAT/SPLYS 1-6		1,200.00	1,200.00	0.00	0.000%
A 2330.504-06-0002	SUMMER MAT/SPLYS 7- 12		1,200.00	1,200.00	0.00	0.000%
<b>2330</b>	<b>TEACHING-SPECIAL SCHOOLS</b>	*	<b>538,743.00</b>	<b>483,334.00</b>	<b>55,409.00</b>	<b>11.464%</b>
<b>23</b>		**	<b>538,743.00</b>	<b>483,334.00</b>	<b>55,409.00</b>	<b>11.464%</b>
A 2610.150-99-0002	INSTRUCT SALARY		358,615.00	342,619.00	15,996.00	4.669%
A 2610.160-99-0002	NONINST SALARY		36,450.00	83,025.00	(46,575.00)	(56.098%)
A 2610.460-01-0002	NYS AIDED MAT.		17,350.00	17,350.00	0.00	0.000%
A 2610.490-02-0002	BOCES LIBRARY AUTOMATION		86,325.00	63,378.00	22,947.00	36.207%
A 2610.500-03-0002	MAT/SPLYS BE		2,815.00	2,815.00	0.00	0.000%
A 2610.500-05-0002	MAT/SPLYS ASK		6,116.00	6,116.00	0.00	0.000%
A 2610.500-06-0002	MAT/SPLYS HS		5,129.00	5,129.00	0.00	0.000%
A 2610.500-07-0002	MAT/ SPLYS MS		3,000.00	2,729.00	271.00	9.930%
<b>2610</b>	<b>SCHOOL LIBRARY &amp; AUDIOVISUAL</b>	*	<b>515,800.00</b>	<b>523,161.00</b>	<b>(7,361.00)</b>	<b>(1.407%)</b>



# Port Jervis City School Dist

## Budgeting Appropriation Status Report For 23-24 Approp Budget (Detail)



Account	Description	2023 - 24 Proposed Budget	2022 - 23 Budget	Dollar Change	Percent Change
A 2630.150-99-0002	Instructional Computer Assisted	84,085.00	84,085.00	0.00	0.000%
A 2630.160-99-0002	NONINST SAL	705,000.00	544,478.00	160,522.00	29.482%
A 2630.200-01-0002	EQUIPMENT - DISTRICT	400,000.00	395,000.00	5,000.00	1.266%
A 2630.220-01-0002	AIDED COMP HDWARE	110,100.00	110,100.00	0.00	0.000%
A 2630.400-01-0002	CONTRACTUAL	180,000.00	145,000.00	35,000.00	24.138%
A 2630.460-01-0002	NYS AIDED SOFTWARE	60,000.00	59,080.00	920.00	1.557%
A 2630.490-01-1002	BOCES TECHNOLOGY	642,450.00	558,652.00	83,798.00	15.000%
A 2630.500-01-0002	MAT/SPLYS	69,500.00	45,000.00	24,500.00	54.444%
<b>2630</b>	<b>COMPUTER ASSISTED * INSTRUCTION</b>	<b>2,251,135.00</b>	<b>1,941,395.00</b>	<b>309,740.00</b>	<b>15.955%</b>
<b>26</b>	<b>**</b>	<b>2,766,935.00</b>	<b>2,464,556.00</b>	<b>302,379.00</b>	<b>12.269%</b>
A 2805.150-99-0002	INSTRUCT SALARY			0.00	<N/A>
<b>2805</b>	<b>ATTENDANCE-REGULAR * SCHOOL</b>	<b>0.00</b>	<b>0.00</b>	<b>0.00</b>	<b>&lt;N/A&gt;</b>
A 2810.150-99-0002	INSTRUCT SALARY	973,644.00	855,790.00	117,854.00	13.771%
A 2810.152-99-0002	SUMMER PAY	65,000.00	56,650.00	8,350.00	14.740%
A 2810.160-99-0002	NONINST SALARY	149,206.00	136,235.00	12,971.00	9.521%
A 2810.162-99-0002	OVERTIME	0.00		0.00	<N/A>
A 2810.400-06-0002	CONTR HS	2,550.00	2,550.00	0.00	0.000%
A 2810.490-01-0002	BOCES-GISSYSTEM	120,500.00	120,500.00	0.00	0.000%
A 2810.500-03-0002	MAT/SPLYS HBE	203.00	203.00	0.00	0.000%
A 2810.500-05-0002	MAT/SPLYS ASK	440.00	440.00	0.00	0.000%
A 2810.500-06-0002	MAT/SPLYS HS	2,103.00	2,103.00	0.00	0.000%
A 2810.500-07-0002	MAT/SPLYS MS	1,850.00	1,538.00	312.00	20.286%
<b>2810</b>	<b>GUIDANCE-REGULAR * SCHOOL</b>	<b>1,315,496.00</b>	<b>1,176,009.00</b>	<b>139,487.00</b>	<b>11.861%</b>
A 2815.160-99-0002	NONINST SALARY	445,000.00	452,062.00	(7,062.00)	(1.562%)
A 2815.200-04-0002	EQUIPMENT DISTRICT	20,000.00		20,000.00	<N/A>
A 2815.400-00-0002	CONTRACTUAL DOCTORS DIST	32,767.00	32,767.00	0.00	0.000%
A 2815.400-07-0002	CONTRACT EXP MS	100.00	100.00	0.00	0.000%



# Port Jervis City School Dist

## Budgeting Appropriation Status Report For 23-24 Approp Budget (Detail)



Account	Description		2023 - 24 Proposed Budget	2022 - 23 Budget	Dollar Change	Percent Change
A 2815.420-01-0002	HLTH OTHER DSTRCTS		16,000.00	16,000.00	0.00	0.000%
A 2815.500-01-0002	DISTRICT DOCTOR MAT/SPLYS		6,700.00	6,700.00	0.00	0.000%
A 2815.500-03-0002	MAT/SPLYS BE		1,256.00	1,256.00	0.00	0.000%
A 2815.500-05-0002	MAT/SPLYS ASK		2,728.00	2,728.00	0.00	0.000%
A 2815.500-06-0002	MAT/SPLYS HS		2,400.00	2,288.00	112.00	4.895%
A 2815.500-07-0002	MAT/SPLYS MS		1,500.00	1,338.00	162.00	12.108%
<b>2815</b>	<b>HEALTH SERVICES- REGULAR SCHOOL</b>	<b>*</b>	<b>528,451.00</b>	<b>515,239.00</b>	<b>13,212.00</b>	<b>2.564%</b>
A 2816.150-99-0002	INSTRUCT SALARY		875.00	875.00	0.00	0.000%
A 2816.160-99-0002	NONINST SALARY		2,240.00	2,240.00	0.00	0.000%
<b>2816</b>		<b>*</b>	<b>3,115.00</b>	<b>3,115.00</b>	<b>0.00</b>	<b>0.000%</b>
A 2820.150-99-0002	INSTRUCT SALARY		479,080.00	251,536.00	227,544.00	90.462%
A 2820.500-10-0002	ENRICHMENT M & S		16,296.00	16,296.00	0.00	0.000%
<b>2820</b>	<b>PSYCHOLOGICAL SRVC- REG SCHOOL</b>	<b>*</b>	<b>495,376.00</b>	<b>267,832.00</b>	<b>227,544.00</b>	<b>84.958%</b>
A 2825.150-99-0002	INSTRUCT SALARY		499,350.00	350,539.00	148,811.00	42.452%
<b>2825</b>	<b>SOCIAL WORK SRVC- REG SCHOOL</b>	<b>*</b>	<b>499,350.00</b>	<b>350,539.00</b>	<b>148,811.00</b>	<b>42.452%</b>
A 2850.150-99-0002	INSTRUCT SALARY		483,750.00	413,081.00	70,669.00	17.108%
<b>2850</b>	<b>CO-CURRICULAR ACTIV- REG SCHL</b>	<b>*</b>	<b>483,750.00</b>	<b>413,081.00</b>	<b>70,669.00</b>	<b>17.108%</b>
A 2855.150-99-0002	INSTRUCT SALARY		497,960.00	426,620.00	71,340.00	16.722%
A 2855.160-99-0002	NONINST SALARY		64,250.00	59,950.00	4,300.00	7.173%
A 2855.200-06-0002	EQUIPMENT		40,055.00	28,000.00	12,055.00	43.054%
A 2855.400-06-0002	CONTRACT EXP		165,000.00	165,000.00	0.00	0.000%
A 2855.410-06-0002	CONF/TRAVEL		3,600.00	3,600.00	0.00	0.000%
A 2855.490-06-0002	BOCES COORD		108,750.00	108,750.00	0.00	0.000%
A 2855.500-06-0002	MAT/SPLYS		107,500.00	65,000.00	42,500.00	65.385%
<b>2855</b>	<b>INTERSCHOLATHLETICS -REG SCHL</b>	<b>*</b>	<b>987,115.00</b>	<b>856,920.00</b>	<b>130,195.00</b>	<b>15.193%</b>



# Port Jervis City School Dist

## Budgeting Appropriation Status Report For 23-24 Approp Budget (Detail)



Account	Description	2023 - 24 Proposed Budget	2022 - 23 Budget	Dollar Change	Percent Change
28	**	4,312,653.00	3,582,735.00	729,918.00	20.373%
2	***	50,993,904.00	48,083,218.00	2,910,686.00	6.053%
A 5510.160-98-0002	NONINST-OFFICE	0.00	45,670.00	(45,670.00)	(100.000%)
A 5510.400-01-0002	CONTACTUAL	56,500.00	6,500.00	50,000.00	769.231%
A 5510.400-02-0002	CONTRACT EXP Summer Runs	92,000.00	85,531.00	6,469.00	7.563%
	New Contractor WE Transport				
	23-24 Contract	92,000.00			
	24-25 Contract	97,520.00			
	25-26 Contract	103,371.00			
	26-27 Contract	107,506.00			
	27-28 Contract	110,731.00			
A 5510.440-01-0002	CONTRACTUAL DIST TRIPS	70,665.00	84,230.00	(13,565.00)	(16.105%)
	New Contractor WE Transport				
	23-24 Contract	70,665.00			
	24-25 Contract	74,700.00			
	25-26 Contract	79,414.00			
	26-27 Contract	82,780.00			
	27-28 Contract	85,800.00			
A 5510.445-02-0002	Summer Special Runs	9,650.00	8,960.00	690.00	7.701%
A 5510.450-01-0002	CONTRACTUAL ATHLETIC RUNS	105,997.00	132,385.00	(26,388.00)	(19.933%)
	New Contractor WE Transport				
	23-24 Contract	105,997.00			
	24-25 Contract	112,058.00			
	25-26 Contract	119,121.00			
	26-27 Contract	124,168.00			
	27-28 Contract	126,195.00			
A 5510.500-02-0002	MAT/SPLYS	1,000.00	1,000.00	0.00	0.000%
A 5510.506-02-0002	GASOLINE	250,000.00	225,000.00	25,000.00	11.111%
A 5510.509-02-0002	DIESEL FUEL	500,000.00	500,000.00	0.00	0.000%

# Port Jervis City School Dist

## Budgeting Appropriation Status Report For 23-24 Approp Budget (Detail)



Account	Description		2023 - 24 Proposed Budget	2022 - 23 Budget	Dollar Change	Percent Change
5510	DISTRICT TRANSPORT *		1,085,812.00	1,089,276.00	(3,464.00)	(0.318%)
A 5540.400-02-0002	CONTRACT EXP BUS RUNS		4,512,752.00	4,504,629.00	8,123.00	0.180%
	New Contractor WE Transport					
	23-24 Contract		4,512,752.00			
	24-25 Contract		4,783,518.00			
	25-26 Contract		5,070,529.00			
	26-27 Contract		5,273,350.00			
	27-28 Contract		5,431,550.00			
5540	CONTRACT TRANSPORT *		4,512,752.00	4,504,629.00	8,123.00	0.180%
55		**	5,598,564.00	5,593,905.00	4,659.00	0.083%
5		***	5,598,564.00	5,593,905.00	4,659.00	0.083%
A 8070.400-01-000	CENSUS		1,000.00	1,000.00	0.00	0.000%
8070	CENSUS *		1,000.00	1,000.00	0.00	0.000%
80		**	1,000.00	1,000.00	0.00	0.000%
8		***	1,000.00	1,000.00	0.00	0.000%
A 9010.810-09-9003	ERS RETIREMENT- CAPITAL		425,000.00	425,000.00	0.00	0.000%
A 9010.810-99-0001	ERS RETIREMENT- ADMIN.		182,500.00	182,500.00	0.00	0.000%
A 9010.810-99-0002	ERS RETIREMENT- TEACHING		450,000.00	450,000.00	0.00	0.000%
A 9010.820-99-0001	TEACHER RETIREMENT- ADMIN.		368,000.00	343,150.00	24,850.00	7.242%
A 9010.820-99-0002	TEACHER RETIREMENT- TEACHING		2,691,500.00	2,516,150.00	175,350.00	6.969%
A 9010.830-01-0001	SOCIAL SECURITY- ADMIN.		309,600.00	261,800.00	47,800.00	18.258%
A 9010.830-01-0002	SOCIAL SECURITY- TEACHING		2,279,500.00	2,126,152.00	153,348.00	7.212%



# Port Jervis City School Dist

## Budgeting Appropriation Status Report For 23-24 Approp Budget (Detail)



Account	Description	2023 - 24 Proposed Budget	2022 - 23 Budget	Dollar Change	Percent Change
A 9010.830-01-0003	SOCIAL SECURITY-CAPITAL	225,500.00	207,090.00	18,410.00	8.890%
<b>9010</b>	<b>STATE RETIREMENT *</b>	<b>6,931,600.00</b>	<b>6,511,842.00</b>	<b>419,758.00</b>	<b>6.446%</b>
A 9040.800-01-0002	WORKER COMP EMPLOYEE BENEFITS-ALL	400,000.00	248,174.00	151,826.00	61.177%
<b>9040</b>	<b>WORKERS' COMPENSATION *</b>	<b>400,000.00</b>	<b>248,174.00</b>	<b>151,826.00</b>	<b>61.177%</b>
A 9050.800-01-0001	UNEMPLOYMENT INSURANCE-ADMIN.	25,000.00	25,000.00	0.00	0.000%
A 9050.800-01-0002	UNEMPLOYMENT INSURANCE-TEACHING	95,500.00	95,500.00	0.00	0.000%
A 9050.800-01-0003	UNEMPLOYMENT INSURANCE-CAPITAL	25,000.00	25,000.00	0.00	0.000%
<b>9050</b>	<b>UNEMPLOYMENT INSURANCE *</b>	<b>145,500.00</b>	<b>145,500.00</b>	<b>0.00</b>	<b>0.000%</b>
A 9060.800-01-0001	HEALTH INSURANCE-ADMIN.	646,056.00	612,375.00	33,681.00	5.500%
A 9060.800-01-0002	HEALTH INSURANCE-TEACHING	5,544,078.00	5,255,050.00	289,028.00	5.500%
A 9060.800-01-0003	HEALTH INSURANCE-CAPITAL	516,679.00	489,743.00	26,936.00	5.500%
A 9060.800-11-0001	HLTH INS RETIREE-ADMIN.	327,251.00	310,190.00	17,061.00	5.500%
A 9060.800-11-0002	HLTH INS RETIREE-TEACHING	2,683,458.00	2,543,562.00	139,896.00	5.500%
A 9060.800-11-0003	HLTH INS RETIREE-CAPITAL	261,801.00	248,152.00	13,649.00	5.500%
A 9060.801-01-0001	INS RETIREE PAYBACK-ADMIN.	42,037.00	42,037.00	0.00	0.000%
A 9060.801-01-0002	INS RETIREE PAYBACK-TEACHING	344,684.00	344,684.00	0.00	0.000%
A 9060.801-01-0003	INS RETIREE PAYBACK-CAPITAL	33,891.00	33,891.00	0.00	0.000%
A 9060.820-01-0002	PJTA UNION BENEFIT	335,000.00	335,000.00	0.00	0.000%
A 9060.821-01-0001	ADMIN BENEFIT	33,000.00	26,000.00	7,000.00	26.923%
A 9060.821-01-2001	OMNI	8,631.00	8,631.00	0.00	0.000%
A 9060.822-01-0001	DENTAL CSEA-ADMIN.	40,452.00	40,452.00	0.00	0.000%
A 9060.822-01-0002	DENTAL CSEA-TEACHING	104,698.00	104,698.00	0.00	0.000%



# Port Jervis City School Dist

## Budgeting Appropriation Status Report For 23-24 Approp Budget (Detail)



Account	Description	2023 - 24 Proposed Budget	2022 - 23 Budget	Dollar Change	Percent Change
A 9060.822-01-0003	DENTAL CSEA-CAPITAL	92,801.00	92,801.00	0.00	0.000%
<b>9060</b>	<b>HOSPITAL, MEDICAL &amp; * DENTAL INS</b>	<b>11,014,517.00</b>	<b>10,487,266.00</b>	<b>527,251.00</b>	<b>5.028%</b>
<b>90</b>	<b>**</b>	<b>18,491,617.00</b>	<b>17,392,782.00</b>	<b>1,098,835.00</b>	<b>6.318%</b>
A 9711.610-00-0003	MS INFRASTRUCTURE- 2.8M	500,000.00	970,000.00	(470,000.00)	(48.454%)
A 9711.710-00-0003	MS INFRASTRUCTURE- 2.8M INT	10,000.00	29,400.00	(19,400.00)	(65.986%)
A 9711.880-00-0003	5.24 Principal	285,000.00	275,000.00	10,000.00	3.636%
A 9711.890-00-0003	5.24 Interest	58,425.00	63,925.00	(5,500.00)	(8.604%)
A 9711.900-00-0003	3.7 Principal	170,000.00	170,000.00	0.00	0.000%
A 9711.910-00-0003	3.7 Interest	44,238.00	47,638.00	(3,400.00)	(7.137%)
A 9711.920-00-0003	7 SMART BOND PRINCIPAL	200,000.00	190,000.00	10,000.00	5.263%
A 9711.930-00-0003	7 SMART BOND INT	123,750.00	133,250.00	(9,500.00)	(7.129%)
A 9711.940-00-0003	5.585 PRINCIPAL	185,000.00	200,000.00	(15,000.00)	(7.500%)
A 9711.950-00-0003	5.585 INT	68,000.00	78,000.00	(10,000.00)	(12.821%)
A 9711.960-00-0003	5.65 REF 2021 PRINCIPAL	965,000.00	940,000.00	25,000.00	2.660%
A 9711.970-00-0003	5.65 REF 2021 INTEREST	112,000.00	135,500.00	(23,500.00)	(17.343%)
<b>9711</b>	<b>*</b>	<b>2,721,413.00</b>	<b>3,232,713.00</b>	<b>(511,300.00)</b>	<b>(15.816%)</b>
A 9731.640-00-0003	INTEREST BAN	1,947,250.00	640,000.00	1,307,250.00	204.258%
<b>9731</b>	<b>*</b>	<b>1,947,250.00</b>	<b>640,000.00</b>	<b>1,307,250.00</b>	<b>204.258%</b>
<b>97</b>	<b>**</b>	<b>4,668,663.00</b>	<b>3,872,713.00</b>	<b>795,950.00</b>	<b>20.553%</b>
A 9901.930-00-0002	SCHOOL LUNCH	100,000.00	100,000.00	0.00	0.000%
A 9901.931-00-0002	FEDERAL FUNDS	10,000.00	10,000.00	0.00	0.000%
A 9901.932-00-0002	SUMMER SCHL HND CP	150,000.00	150,000.00	0.00	0.000%
A 9901.950-00-0003	CAPITAL RESERVE	2,455,816.00		2,455,816.00	<N/A>
<b>9901</b>	<b>TRANSFER TO SPECIAL * AID</b>	<b>2,715,816.00</b>	<b>260,000.00</b>	<b>2,455,816.00</b>	<b>944.545%</b>



Port Jervis City School Dist  
Budgeting Appropriation Status Report For 23-24 Approp Budget (Detail)



Account	Description	2023 - 24 Proposed Budget	2022 - 23 Budget	Dollar Change	Percent Change
99	**	2,715,816.00	260,000.00	2,455,816.00	944.545%
9	***	25,876,096.00	21,525,495.00	4,350,601.00	20.211%
Grand Totals:		90,578,206.00	82,289,067.00	8,289,139.00	10.073%


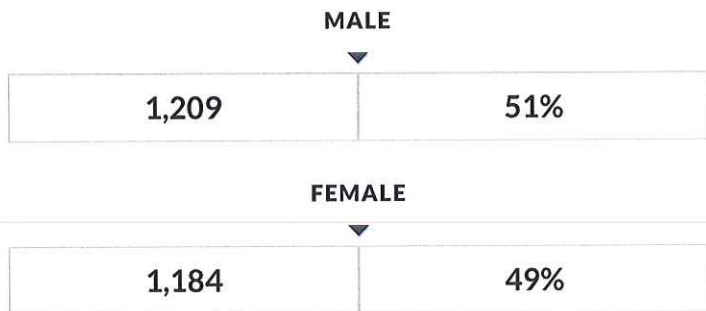


These enrollment data are collected as part of NYSED's Student Information Repository System (SIRS). These counts are as of "BEDS Day" which is typically the first Wednesday in October. Available are enrollment counts for public and charter school students by various demographics for the 2020 - 21 school year. For nonpublic school enrollment data please see the Non-Public School Enrollment and Staff information on our Information and Reporting Services webpage.

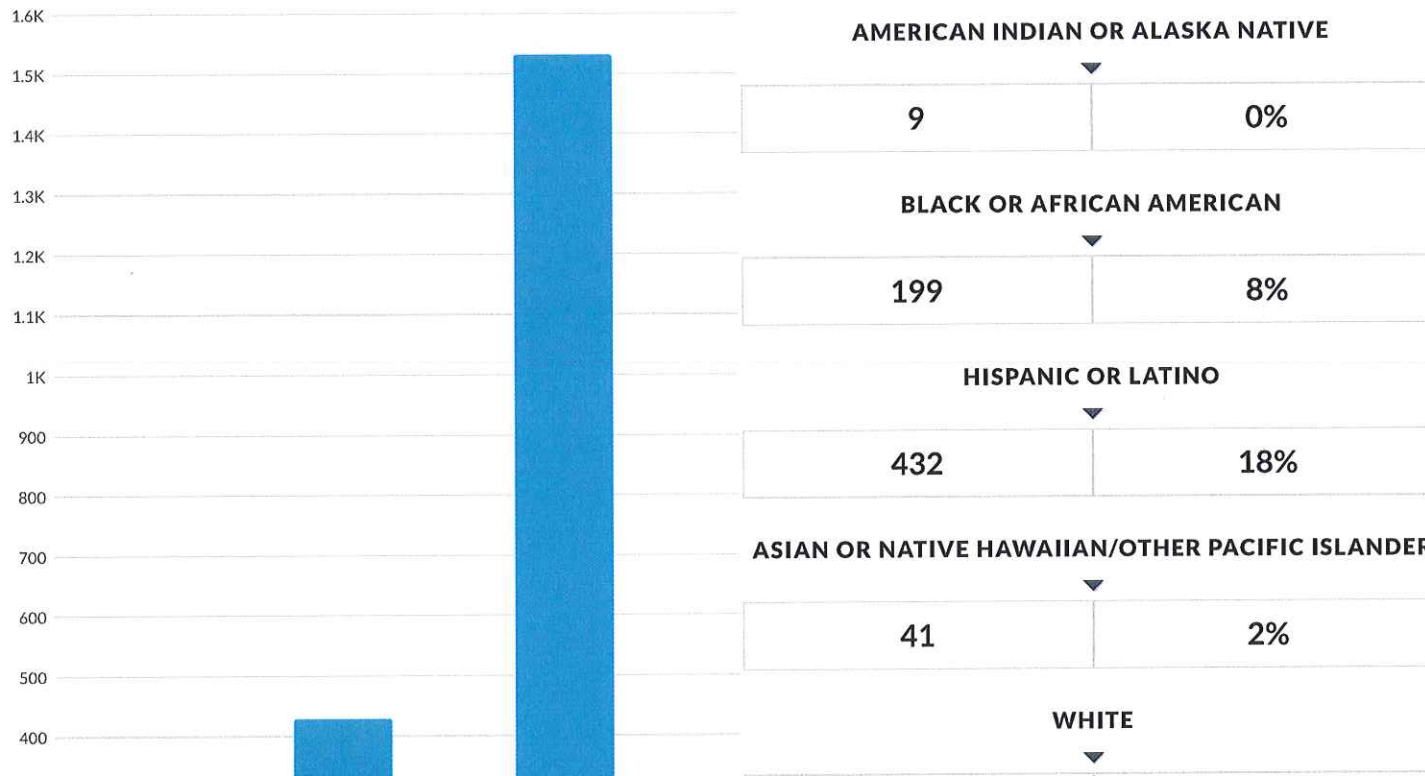
## PORT JERVIS CITY SCHOOL DISTRICT ENROLLMENT (2020 - 21)

**K-12 Enrollment: 2,393**

### ENROLLMENT BY GENDER



### ENROLLMENT BY ETHNICITY

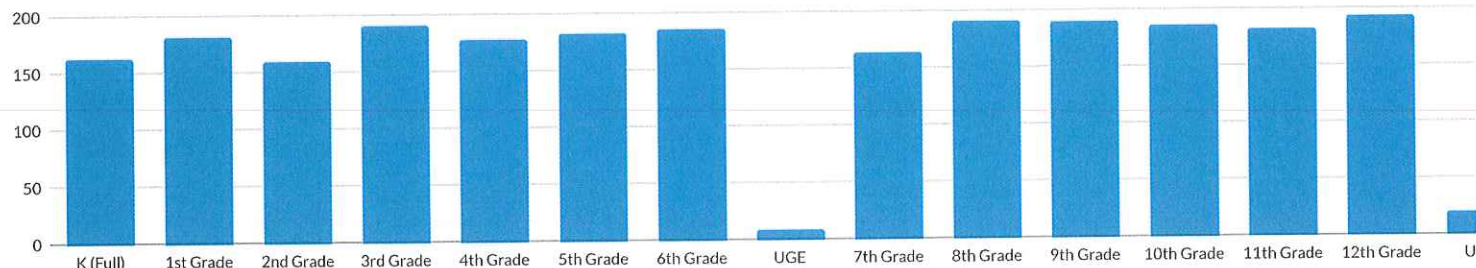




### OTHER GROUPS

ENGLISH LANGUAGE LEARNERS		STUDENTS WITH DISABILITIES		ECONOMICALLY DISADVANTAGED	
35	1%	541	23%	1,375	57%
MIGRANT		HOMELESS		FOSTER CARE	
—	—	47	2%	37	2%
PARENT IN ARMED FORCES					
—	—				

### ENROLLMENT BY GRADE



K (FULL DAY)		1ST GRADE		2ND GRADE		3RD GRADE	
164	7%	183	8%	161	7%	192	8%
4TH GRADE		5TH GRADE		6TH GRADE		UNGRADED ELEMENTARY	
179	7%	184	8%	187	8%	10	0%
7TH GRADE		8TH GRADE		9TH GRADE		10TH GRADE	
165	7%	192	8%	191	8%	187	8%
11TH GRADE		12TH GRADE		UNGRADED SECONDARY			
183	8%	194	8%	21	1%		

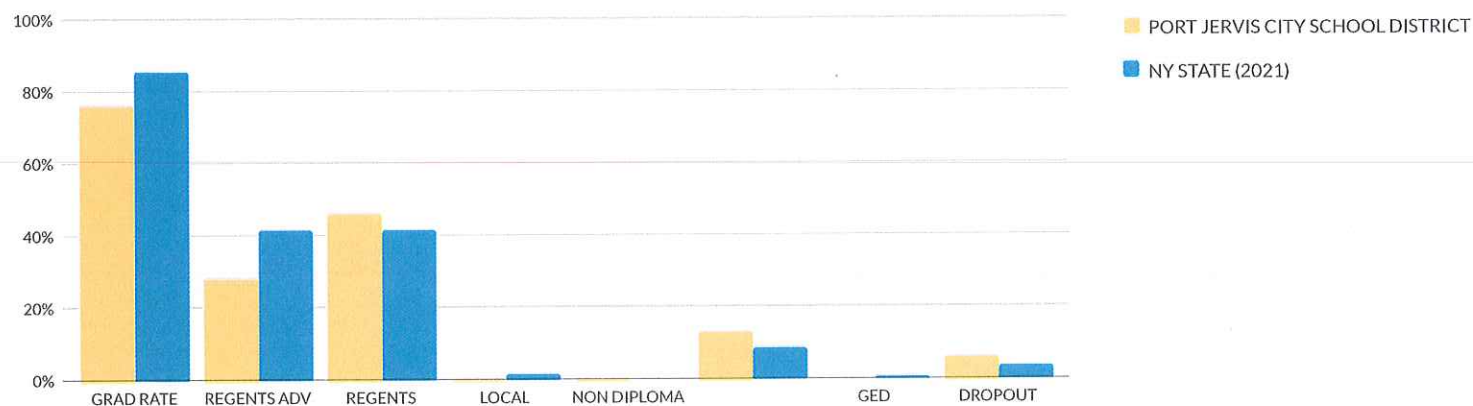


**PORT JERVIS CITY SCHOOL DISTRICT GRADUATION RATE DATA  
4 YEAR OUTCOME AS OF AUGUST 2021**

Graduation Rate Data are reported for a 9th grade cohort, as of the 4th year of high school - August. The "Filter this data" function, below, provides the ability to display Graduation Rate Data of high school as of the 4th year - June, the 5th year - June and August, and the 6th year - June and August. For school years prior to 2018-19, 5th year - August and 6th year - August are not available.

Data is reported by educational institutions to the State Education Department throughout the school year and available for verification by districts until the close of the state data warehouse in August. District superintendents certify data is accurate in September. For the most updated information, please contact the school district.

Complete information on the types of diploma credentials, which can be earned and the criteria for each, see: [Diploma Requirements](#).





## GRADUATION RATE

[illegible]



## **PORT JERVIS CITY SCHOOL DISTRICT - NEW YORK STATE REPORT CARD [2021 - 22]**

The New York State Report Card is an important part of the Board of Regents' effort to create educational equity and raise learning outcomes for all students. Knowledge gained from the report card about a school or district can be used to improve instruction and inform services to students. The report card provides information to the public on school/district staff, students, and measures of school and district performance as required by the Every Student Succeeds Act (ESSA). Fundamentally, New York State's ESSA plan is about creating a set of interlocking strategies to promote educational equity by providing support to districts and schools as they work to ensure that every student succeeds. New York State is committed to ensuring that all students succeed and thrive in school no matter who they are, where they live, where they go to school, or where they come from.

## NATIONAL ASSESSMENT OF EDUCATION PROGRESS (NAEP) RESULTS (2022)

National Assessment of Education Progress (NAEP) are reported for statewide (New York State) and national results only. District- and school-level results are not reported for NAEP.

### NEW YORK STATE NAEP GRADE 4

	READING				MATH			
SUBGROUP	BELOW BASIC	BASIC	PROFICIENT	ADVANCED	BELOW BASIC	BASIC	PROFICIENT	ADVANCED
All Students	42%	29%	21%	8%	34%	38%	23%	5%
Students with Disabilities	75%	19%	6%	1%	66%	24%	9%	1%
American Indian/Alaska Native	*	*	*	*	*	*	*	*
Asian/Pacific Islander	25%	28%	28%	20%	11%	35%	39%	16%
Black	59%	26%	13%	2%	50%	36%	13%	1%
Hispanic	51%	29%	17%	4%	47%	38%	13%	2%
White	32%	30%	26%	11%	23%	39%	32%	7%
Two or more races	*	*	*	*	41%	35%	20%	3%
English Language Learners	69%	22%	8%	1%	63%	29%	7%	1%
Economically Disadvantaged	53%	27%	16%	4%	44%	38%	15%	3%



## NEW YORK STATE NAEP GRADE 8

	READING				MATH			
SUBGROUP	BELOW BASIC	BASIC	PROFICIENT	ADVANCED	BELOW BASIC	BASIC	PROFICIENT	ADVANCED
All Students	30%	38%	28%	5%	40%	32%	19%	9%
Students with Disabilities	61%	28%	9%	1%	71%	21%	7%	1%
American Indian/Alaska Native	*	*	*	*	*	*	*	*
Asian/Pacific Islander	16%	34%	41%	8%	18%	23%	35%	24%
Black	44%	40%	15%	1%	64%	26%	8%	1%
Hispanic	42%	39%	17%	2%	53%	33%	12%	3%
White	19%	37%	36%	8%	27%	36%	25%	12%
Two or more races	*	*	*	*	*	*	*	*
English Language Learners	83%	17%	0%	0%	85%	13%	1%	0%
Economically Disadvantaged	40%	39%	19%	2%	52%	30%	13%	5%

\*There are not sufficient data for this subgroup.

## NEW YORK STATE NAEP PARTICIPATION RATES

	Grade 4 Participation Rate		Grade 8 Participation Rate	
	READING	MATH	READING	MATH

**NATIONAL NAEP GRADE 4**

	READING				MATH			
SUBGROUP	BELOW BASIC	BASIC	PROFICIENT	ADVANCED	BELOW BASIC	BASIC	PROFICIENT	ADVANCED
All Students	39%	29%	24%	8%	26%	39%	28%	7%
Students with Disabilities	71%	19%	9%	2%	54%	31%	13%	2%
American Indian/Alaska Native	57%	25%	15%	3%	42%	40%	16%	3%
Asian/Pacific Islander	20%	25%	33%	23%	11%	28%	38%	24%
Black	57%	27%	14%	2%	46%	39%	13%	1%
Hispanic	51%	28%	17%	4%	37%	42%	19%	2%
White	28%	31%	30%	11%	15%	38%	37%	10%
Two or more races	33%	31%	27%	9%	23%	39%	29%	9%
English Language Learners	67%	23%	9%	1%	48%	38%	12%	1%
Economically Disadvantaged	52%	28%	16%	3%	38%	41%	18%	2%



**NATIONAL NAEP GRADE 8**

	READING				MATH			
SUBGROUP	BELOW BASIC	BASIC	PROFICIENT	ADVANCED	BELOW BASIC	BASIC	PROFICIENT	ADVANCED
All Students	32%	39%	26%	3%	40%	35%	19%	7%
Students with Disabilities	65%	26%	8%	1%	73%	20%	6%	1%
American Indian/Alaska Native	45%	37%	17%	1%	56%	33%	10%	1%
Asian/Pacific Islander	15%	30%	43%	12%	16%	28%	30%	26%
Black	48%	37%	14%	1%	62%	29%	8%	1%
Hispanic	40%	40%	19%	1%	52%	34%	12%	2%
White	23%	40%	32%	4%	28%	38%	26%	9%
Two or more races	29%	38%	28%	5%	37%	36%	21%	6%
English Language Learners	69%	26%	5%	0%	76%	20%	4%	0%
Economically Disadvantaged	42%	39%	17%	1%	54%	33%	11%	2%

\*There are not sufficient data for this subgroup.

**NATIONAL NAEP PARTICIPATION RATES**

	Grade 4 Participation Rate		Grade 8 Participation Rate	
	READING	MATH	READING	MATH

## **CIVIL RIGHTS DATA COLLECTION (CRDC) (2017-18)**

Civil Right Data Collection (CRDC) data are reported to the United States Department of Education by districts and include data on measures of school quality, climate, and safety as well as enrollment in preschool programs and accelerated coursework to earn postsecondary credit. For more information, visit the CRDC homepage.

CRDC Data (22.42 megabytes)

CRDC Glossary and Guide

© COPYRIGHT NEW YORK STATE EDUCATION DEPARTMENT, ALL RIGHTS RESERVED.

THIS DOCUMENT WAS CREATED ON: APRIL 25, 2023, 1:31 PM EST



## PORT JERVIS CITY SCHOOL DISTRICT - NEW YORK STATE REPORT CARD [2021 - 22]

The New York State Report Card is an important part of the Board of Regents' effort to create educational equity and raise learning outcomes for all students. Knowledge gained from the report card about a school or district can be used to improve instruction and inform services to students. The report card provides information to the public on school/district staff, students, and measures of school and district performance as required by the Every Student Succeeds Act (ESSA). Fundamentally, New York State's ESSA plan is about creating a set of interlocking strategies to promote educational equity by providing support to districts and schools as they work to ensure that every student succeeds. New York State is committed to ensuring that all students succeed and thrive in school no matter who they are, where they live, where they go to school, or where they come from.

### STAFF QUALIFICATIONS (2021-22)

#### INEXPERIENCED TEACHERS AND PRINCIPALS

	TEACHERS			PRINCIPALS		
	Total	# Inexperienced	% Inexperienced	Total	# Inexperienced	% Inexperienced
THIS DISTRICT	228	33	14%	4	2	50%
STATEWIDE	213,853	46,628	22%	4,643	1,064	23%
STATEWIDE HIGH-POVERTY SCHOOLS	47,206	16,965	36%	1,071	191	18%
STATEWIDE LOW-POVERTY	62,026	7,792	13%	1,192	267	22%

**TEACHERS TEACHING OUT OF THEIR SUBJECT OR FIELD OF CERTIFICATION**

	Total	TEACHERS TEACHING OUT OF THEIR SUBJECT/FIELD OF CERTIFICATION	
		#	%
THIS DISTRICT	224	5	2%
STATEWIDE	203,528	15,289	8%
STATEWIDE HIGH-POVERTY SCHOOLS	43,110	6,412	15%
STATEWIDE LOW-POVERTY SCHOOLS	59,797	1,101	2%

© COPYRIGHT NEW YORK STATE EDUCATION DEPARTMENT, ALL RIGHTS RESERVED.

THIS DOCUMENT WAS CREATED ON: APRIL 25, 2023, 1:32 PM EST



## PORT JERVIS CITY SCHOOL DISTRICT - NEW YORK STATE REPORT CARD [2021 - 22]

The New York State Report Card is an important part of the Board of Regents' effort to create educational equity and raise learning outcomes for all students. Knowledge gained from the report card about a school or district can be used to improve instruction and inform services to students. The report card provides information to the public on school/district staff, students, and measures of school and district performance as required by the Every Student Succeeds Act (ESSA). Fundamentally, New York State's ESSA plan is about creating a set of interlocking strategies to promote educational equity by providing support to districts and schools as they work to ensure that every student succeeds. New York State is committed to ensuring that all students succeed and thrive in school no matter who they are, where they live, where they go to school, or where they come from.

### TOTAL COHORT GRADUATION RATE (2021-22)

Graduation Rate data are for students who first entered grade 9, four years prior to this reporting year. Graduates are as of August following the close of the reporting year. Click on High School Graduation Rate Data report to see district and state comparisons and to filter on gender, ethnicity, and other student subgroups or by 5- and 6-year graduation rates.

[illegible]



Subgroup	Total	GRAD RATE		REGENTS WITH ADVANCED DESIGNATION		REGENTS DIPLOMA		LOCAL DIPLOMA		NON DIPLOMA CRED		STILL ENROLLED		GED TRANSFER		DROPOUT	
		#	%	#	%	#	%	#	%	#	%	#	%	#	%	#	%
Not in Foster Care	199	—	—	—	—	—	—	—	—	—	—	—	—	—	—	—	—
Homeless	8	5	63%	1	13%	4	50%	0	0%	0	0%	1	13%	0	0%	2	25%
Not Homeless	194	160	82%	56	29%	104	54%	0	0%	4	2%	12	6%	0	0%	18	9%
Migrant	0	0	0%	0	0%	0	0%	0	0%	0	0%	0	0%	0	0%	0	0%
Not Migrant	202	165	82%	57	28%	108	53%	0	0%	4	2%	13	6%	0	0%	20	10%
Parent in Armed Forces	0	0	0%	0	0%	0	0%	0	0%	0	0%	0	0%	0	0%	0	0%
Parent Not in Armed Forces	202	165	82%	57	28%	108	53%	0	0%	4	2%	13	6%	0	0%	20	10%

© COPYRIGHT NEW YORK STATE EDUCATION DEPARTMENT, ALL RIGHTS RESERVED.

THIS DOCUMENT WAS CREATED ON: APRIL 25, 2023, 1:33 PM EST

# PORT JERVIS CITY SD

## 2020-21 School Year Financial Transparency Report

The tables below display per pupil expenditures for charter schools, traditional public schools, as well as district averages that may be higher or lower than an individual school.

All amounts shown on this report (except exclusions) are per pupil of the entire school or district, unless otherwise noted.

| Business Rules

## Economic and Student Characteristics



## Student Demographics

Enrollment	PORT JERVIS CITY SD
------------	---------------------



Staffing Profile	PORT JERVIS CITY SD
Student-to-Teacher Ratio	11
Teachers with Fewer than 4 years of Experience %	13%
Teachers with 4-20 Years of Experience %	56%
Teachers with 21+ Years of Experience %	31%

## Comparison: How do per pupil expenditures compare?

THIS SCHOOL ▼	DISTRICT OR DISTRICT OF LOCATION ▼	COUNTY AVERAGE ▼	STATEWIDE AVERAGE ▼
N/A	\$24,898.96	\$22,313.81	\$23,468.15

### Report View One: How Much is Being Spent on Instruction and Administration?

For traditional school districts, school level data (entries A through D) represent the average per pupil school level expenditures for all schools in the district. For charter schools, these entries reflect school level expenditures for the particular charter school only. Entries E through H reflect central expenditures.

Total spending (entry I) represents all non-excluded per pupil expenditures. For traditional school districts, this represents the average per pupil expenditures of all schools in the district. For charter

Report View One Per Pupil Expenditure Categories	PORT JERVIS CITY SD
D. Total School Level (A + B + C)	\$19,273.70
» E. Central Instruction (E1 + E2 + E3 + E4)	\$397.43
» F. Central Administration (F1 + F2 + F3)	\$2,155.13
» G. All Other Central Spending (G1 + G2 + G3)	\$3,072.70
H. Total Central Costs	\$5,625.26
I. Total Spending (D + H)	\$24,898.96

## Report View Two: How are the Local/State and Federal Funds Spent?

Report View Two presents the same expenditures reported in View One, but disaggregates that spending by local/state/federal/other revenue source.

For traditional school districts, school level data (entries J and K) represent the average per pupil school level expenditures for all schools in the district. For charter schools, these entries reflect school level expenditures for the charter school. Entries L and M reflect central expenditures.

Total spending (entry N) represents all non-excluded per pupil expenditures. For traditional school districts, this represents the average per pupil expenditures of all schools in the district. For charter schools, this represents per pupil school level expenditures.

Report View Two Per Pupil Expenditure Categories	PORT JERVIS CITY SD
J. Total School Level Local/State Spending	\$17,865.49
» K. Total School Level Federal Spending	\$1,408.21
L. Total Central Level Local/State Spending	\$5,625.26



## Detailed Spending: How Much is Spent Per Pupil in Selected Program Areas?

Program Area Details in entries O through Z represent subsets of spending in Report View One and Report View Two. Five program areas are broken out. To calculate per pupil expenditures P-12 enrollment is used for pupil services, community schools programs, and BOCES services. Enrollments for the program areas are used for special education, ELL services, and prekindergarten.

Entries O through T represent school level expenditures. For charter schools, data represents per pupil expenditures in each of category in the selected school. For traditional school districts, data under the district column represent the district average of all schools in each of these categories.

Entries U through Z represent central expenditures.

»	Program Detail Areas
	Program areas are included within the above School Level Expenditures (Row D) and Central Costs (Row H)

## Exclusions: What Other Spending is not Included in the Per Pupil Amounts Shown Above?

The final section represents total expenditures, with the following exclusions that were not included in the per pupil expenditure calculations above: transportation, tuition, debt service, and other.

“Other Exclusions” include expenditures such as tuition for students attending BOCES full-time, services provided to nonpublic or charter schools, prekindergarten payments to community-based organizations, and community services.

Excluded Expenditures	PORT JERVIS CITY SD
1. Transportation	\$2,447,618.47
2. Charter School Tuition	\$0.00

Excluded Expenditures	PORT JERVIS CITY SD
<b>Total Expenditures</b>	<b>\$77,831,548.00</b>

© COPYRIGHT NEW YORK STATE EDUCATION DEPARTMENT, ALL RIGHTS RESERVED.

THIS DOCUMENT WAS CREATED ON: APRIL 25, 2023, 1:35 PM EST



Entity Name: PORT JERVIS CITY SD  
 BEDS Code: 441800  
 Claim Year: 2022-2023



Welcome John Timm (School Entity User) CORE 04/26/2023 08:11 AM Home | Issue Reporting | Help | Logout

Entity Info | Forms | Claim Verifications | Activity Log | Reports |

You Have Selected the 'Official' Data Area.

[Print Legacy](#) | [Print Form](#) | [Print Blank](#) | [Print Text Only](#)

District Name: PORT JERVIS CITY SD  
 Contact Person: JOHN TIMM

District Code: 441800  
 Telephone: (845) 858-3100  
 Tel Extension: 5531

### Property Tax Report Card

\*\*\*\*Please use Chrome or Firefox browsers when entering the Business Portal to complete the PTRC. Internet Explorer is NOT recommended.\*\*\*\*\*

Note: Some data elements of the Property Tax Report Card have been revised or renamed to more closely follow the Property Tax Cap calculations districts complete on the Office of the State Comptroller website. Please see the Help text above for definitions. Additional guidance on the Property Tax Levy Limit is available on the Office of Educational Management Services website: <http://www.p12.nysed.gov/mgt/serv/propertytax/taxcap/>.

Please also submit an electronic version (PDF or Word) of your school district's 2023-24 Budget Notice to: [emscmgts@nysed.gov](mailto:emscmgts@nysed.gov). This will enable us to help correct any formula or data entry discrepancy quickly.

**Notice: The Enacted Budget allows school districts to establish a reserve fund for NYS Teachers' Retirement System Contributions, effective immediately. This reserve, if applicable, should be reported in the Schedule of Reserves under 'Other Reserve' and with a description that says: "To fund employer retirement contributions to the New York State Teachers' Retirement System (TRS)."**

Form Due - April 24, 2023

Form Preparer Name: JOHN TIMM  
 Preparer's Telephone Number: 845-858-3100

Shaded Fields Will Calculate	Budgeted 2022-23 (A)	Proposed Budget 2023-24 (B)	Percent Change (C)
Total Budgeted Amount, not including Separate Propositions	82,289,067	90,578,206	10.07 %
A. Proposed Tax Levy to Support the Total Budgeted Amount <sup>1</sup>	29,084,046	29,084,046	
B. Tax Levy to Support Library Debt, if Applicable	0		
C. Tax Levy for Non-Excludable Propositions, if Applicable <sup>2</sup>	0		
D. Total Tax Cap Reserve Amount Used to Reduce Current Year Levy, if Applicable	0		
E. Total Proposed School Year Tax Levy (A+B+C-D)	29,084,046	29,084,046	0.00 %
F. Permissible Exclusions to the School Tax Levy Limit			
G. School Tax Levy Limit, <u>Excluding</u> Levy for Permissible Exclusions <sup>3</sup>	30,895,879	31,159,339	
H. Total Proposed Tax Levy for School Purposes, <u>Excluding</u> Permissible Exclusions and Levy for Library Debt, Plus Prior Year Tax Cap Reserve (E-B-F+D)	29,084,046	29,084,046	
I. Difference: (G-H); (negative value requires 60.0% voter approval) <sup>2</sup>	1,811,833	2,075,293	
Public School Enrollment	2,353	2,323	-1.27 %
Consumer Price Index			8.0 %

Reserve Type	Reserve Name	Reserve Description *	3/31/23 Actual Balance	6/30/23 Estimated Ending Balance	Intended Use of the Reserve in the 2023-24 School Year (Limit 200 Characters)**
Capital <a href="#">+ (add)</a>	CAPITAL	For the cost of any object or purpose for which bonds may be issued.	1,396,608	1,412,856	Capital Project Costs
Repair		For the cost of repairs to capital improvements or equipment.			
Workers Compensation	WORKERS	For self-insured Workers Compensation and benefits.	3,094,897	2,380,900	Pay Claims/Settlements
Unemployment Insurance		For reimbursement to the State Unemployment Insurance Fund.			
Reserve for Tax Reduction	TAX CERT	For the gradual use of the proceeds of the sale of school district real property.	160,187	202,272	Cover Tax Cert Settlement Payments
Mandatory Reserve for Debt Service	DEBT SERVICE	For proceeds from the sale of district capital assets or improvement, restricted to debt service.	1,375,475	1,391,375	Use to Cover future Debt payments
Insurance		For liability, casualty, and other types of uninsured losses.			
Property Loss <a href="#">+ (add)</a>		To cover property loss.			
Liability <a href="#">+ (add)</a>		To cover incurred liability claims.			
Tax Certiorari		For tax certiorari settlements.			
Reserve for Insurance Recoveries		For unexpended proceeds of insurance recoveries at fiscal year end.			
Employee Benefit Accrued Liability	EBALR	For accrued 'employee benefits' due to employees upon termination of service.	6,270,040	6,341,950	Pay out of accrued contractual retirement benefit
Retirement Contribution		For employer retirement contributions to the State and Local Employees' Retirement System.			
Reserve for Uncollected Taxes		For unpaid taxes due certain city school districts not reimbursed by their city/county until the following fiscal year.			
Single Other Reserve <a href="#">+ (add)</a>					

\* NYSED Reserve Guidance: [http://www.p12.nysed.gov/mgtserv/accounting/docs/reserve\\_funds.pdf](http://www.p12.nysed.gov/mgtserv/accounting/docs/reserve_funds.pdf)

OSC Reserve Guidance: <http://osc.state.ny.us/localgov/pubs/listacctg.htm#reservefunds>


\*\*Provide a brief, but specific, statement of the planned use and appropriation for the reserve in SY 2023-24. Mention any capital expenditures that will need to be voted upon in the upcoming Budget Vote.

Save

Reset

Save &amp; Ready



Entity Name	PORT JERVIS CITY SD	
BEDS Code	441800	
Claim Year	2022-2023 <input type="button" value="SET VALUES"/>	

Welcome John Timm (School Entity User) CORE 04/26/2023 08:34 AM Home | Issue Reporting | Help | Logout

Entity Info | Forms | Claim Verifications | Activity Log | Reports |

You Have Selected the 'Official' Data Area.

[Print Legacy](#) | [Print Form](#) | [Print Blank](#) | [Print Text Only](#)

District Name: PORT JERVIS CITY SD

District Code: 441800

Contact Person: JOHN TIMM

Telephone: (845) 858-3100

Tel Extension: 5531

### School Administrator Salary Disclosure Form

Form Due May 8, 2023

2023-2024 Salary Threshold = \$162,000

In response to legislative efforts to encourage greater cost sharing in service provision and local government administration, we now provide a section for districts that share administrative staff to highlight these efforts for the upcoming school year. Each sharing district should identify in the form the other district(s) with which they will be sharing administrative staff for school year 2023-2024.

If you will be sharing a Superintendent, list the other district (or districts) in the text box. If you will be sharing other administrative staff required to be reported, please send an email to [EMSCMGTS@nysed.gov](mailto:EMSCMGTS@nysed.gov) indicating the title of the staff persons(s) as well as the other district(s) involved in the cost-sharing.

The salaries, benefits and other compensation reported in the form should reflect only the financial support or commitment that your district will be making. They should **not** reflect the total amounts budgeted to be paid by all participating districts over the school year.

Report Estimated Salaries in the Budget for the 2023-2024 School Year

Sections 1608 and 1716 of the Education Law  
(Please read the instructions and definitions before completing this form.)

Title	Salary	Employee Benefits	Other Remuneration
1. Superintendent of Schools	231,750	45,000	
Please list the district or districts with which you will be sharing a superintendent (if applicable):			
Associate, Assistant and Deputy Superintendents (Example Titles: Associate Superintendent for Instruction, Deputy Superintendent, Assistant Superintendent for Business, etc.)			
2. ASSISTANT SUPERINTENDENT	190,550	57,000	
3. ASSISTANT SUPERINTENDENT	190,550	57,000	
4.			
5.			
6.			
7.			
8.			
9.			
10.			
11.			
12.			
13.			
14.			

71.	PRINCIPAL	182,069
72.	DIRECTOR PPS	180,250
73.	ASSISTANT PRINCIPAL	170,088
74.	PRINCIPAL	166,245
75.		
76.		
77.		
78.		

Other Supervisory and Administrative Employees Scheduled to Receive \$162,000 or More in Salary



92.  
93.  
94.  
95.  
96.  
97.  
98.  
99.  
100.  
101.  
102.  
103.  
104.  
105.  
106.  
107.  
108.  
109.  
110.  
111.  
112.  
113.  
114.  
115.  
116.  
117.  
118.  
119.  
120.  
121.  
122.  
123.  
124.  
125.  
126.  
127.  
128.  
129.  
130.  
131.  
132.  
133.  
134.  
135.  
136.  
137.  
138.  
139.  
140.  
141.  
142.  
143.  
144.

158.	
159.	
160.	
161.	
162.	
163.	
164.	
165.	
166.	
167.	
168.	
169.	
170.	
171.	
172.	
173.	
174.	
175.	
176.	
177.	
178.	
179.	
180.	
181.	
182.	
183.	
184.	
185.	
186.	
187.	
188.	
189.	
190.	



Equalized Total Assessed Value 714,725,092

School District - 331300 Port Jervis Csd

Exemption Code	Exemption Name	Statutory Authority	Number of Exemptions	Total Equalized Value of Exemptions	Percent of Value Exempted
12100	NYS - GENERALLY	RPTL 404(1)	6	793,078	0.11
13350	CITY - GENERALLY	RPTL 406(1)	63	29,683,419	4.15
13440	CITY O/S LIMITS - SEWER OR WAT	RPTL 406(3)	2	7,112,308	1.00
13800	SCHOOL DISTRICT	RPTL 408	6	4,357,539	0.61
14110	USA - SPECIFIED USES	STATE L 54	1	1,088,000	0.15
18020	MUNICIPAL INDUSTRIAL DEV AGENC	RPTL 412-a	2	6,572,461	0.92
19950	MUNICIPAL RAILROAD	RPTL 456	1	234,462	0.03
21600	RES OF CLERGY - RELIG CORP OWN	RPTL 462	7	2,877,693	0.40
25110	NONPROF CORP - RELIG(CONST PRO	RPTL 420-a	26	11,478,847	1.61
25130	NONPROF CORP - CHAR (CONST PRO	RPTL 420-a	9	2,218,770	0.31
25210	NONPROF CORP - HOSPITAL	RPTL 420-a	7	50,039,772	7.00
25300	NONPROF CORP - SPECIFIED USES	RPTL 420-b	5	329,999	0.05
26100	VETERANS ORGANIZATION	RPTL 452	4	638,461	0.09
26250	HISTORICAL SOCIETY	RPTL 444	4	289,076	0.04
27350	PRIVATELY OWNED CEMETERY LAND	RPTL 446	5	1,455,384	0.20
41120	ALT VET EX-WAR PERIOD-NON-COMB	RPTL 458-a	87	1,210,518	0.17
41124	ALT VET EX-WAR PERIOD-NON-COMB	RPTL 458-a	2	27,828	0.00
41130	ALT VET EX-WAR PERIOD-COMBAT	RPTL 458-a	69	1,597,789	0.22
41134	ALT VET EX-WAR PERIOD-COMBAT	RPTL 458-a	3	69,564	0.01
41135	ALT VET EX-WAR PERIOD-COMBAT	RPTL 458-a	2	46,376	0.01
41140	ALT VET EX-WAR PERIOD-DISABILI	RPTL 458-a	32	1,218,720	0.17
41144	ALT VET EX-WAR PERIOD-DISABILI	RPTL 458-a	2	92,750	0.01
41145	ALT VET EX-WAR PERIOD-DISABILI	RPTL 458-a	1	7,692	0.00
41690	VOLUNTEER FIREFIGHTERS AND AMB	RPTL 466-c,d,e,f,g,h&i	24	83,448	0.01
41800	PERSONS AGE 65 OR OVER	RPTL 467	14	988,878	0.14
41804	PERSONS AGE 65 OR OVER	RPTL 467	34	1,457,759	0.20
41805	PERSONS AGE 65 OR OVER	RPTL 467	23	1,589,081	0.22
41834	ENHANCED STAR	RPTL 425	372	36,942,930	5.17
41854	BASIC STAR 1999-2000	RPTL 425	569	24,107,961	3.37
47610	BUSINESS INVESTMENT PROPERTY P	RPTL 485-b	19	885,358	0.12
48600	HOUSING DEVELOPMENT CO	P H F I L 577(1)	5	10,110,462	1.41

Equalized Total Assessed Value 714,725,092

School District - 331300 Port Jervis Csd

Exemption Code	Exemption Name	Statutory Authority	Number of Exemptions	Total Equalized Value of Exemptions	Percent of Value Exempted
51005	SYSTEM CODE	STATUTORY AUTH NOT DEFINED	54	1,188,154	0.17
Total Exemptions Exclusive of System Exemptions:			1,406	199,606,383	27.93
Total System Exemptions:			54	1,188,154	0.17
Totals:			1,460	200,794,537	28.09

Values have been equalized using the Uniform Percentage of Value. The Exempt amounts do not take into consideration, payments in lieu of taxes or other payments for municipal services.

Amount, if any, attributable to payments in lieu of taxes: \_\_\_\_\_

Equalized Total Assessed Value 900,593,679

School District - 331300 Port Jervis Csd

Exemption Code	Exemption Name	Statutory Authority	Number of Exemptions	Total Equalized Value of Exemptions	Percent of Value Exempted
12100	NYS - GENERALLY	RPTL 404(1)	17	1,650,574	0.18
13100	CO - GENERALLY	RPTL 406(1)	24	1,258,262	0.14
13440	CITY O/S LIMITS - SEWER OR WAT	RPTL 406(3)	1	47,809	0.01
13500	TOWN - GENERALLY	RPTL 406(1)	18	4,475,979	0.50
13800	SCHOOL DISTRICT	RPTL 408	4	25,547,458	2.84
14100	USA - GENERALLY	RPTL 400(1)	4	497,538	0.06
18020	MUNICIPAL INDUSTRIAL DEV AGENC	RPTL 412-a	3	25,951,523	2.88
18120	NYS HOUSING FINANCE AGENCY SUBS	P H F I L 45-b,c, 53	1	11,952	0.00
21600	RES OF CLERGY - RELIG CORP OWN	RPTL 462	1	237,403	0.03
25110	NONPROF CORP - RELIG(CONST PRO	RPTL 420-a	15	78,679,048	8.74
25120	NONPROF CORP - EDUCL(CONST PRO	RPTL 420-a	12	592,101	0.07
25130	NONPROF CORP - CHAR (CONST PRO	RPTL 420-a	5	770,096	0.09
25230	NONPROF CORP - MORAL/MENTAL IM	RPTL 420-a	15	4,517,691	0.50
25300	NONPROF CORP - SPECIFIED USES	RPTL 420-b	3	512,538	0.06
26400	INC VOLUNTEER FIRE CO OR DEPT	RPTL 464(2)	11	3,241,621	0.36
27350	PRIVATELY OWNED CEMETERY LAND	RPTL 446	11	555,425	0.06
41120	ALT VET EX-WAR PERIOD-NON-COMB	RPTL 458-a	125	1,883,610	0.21
41130	ALT VET EX-WAR PERIOD-COMBAT	RPTL 458-a	118	2,935,431	0.33
41140	ALT VET EX-WAR PERIOD-DISABILI	RPTL 458-a	63	2,350,781	0.26
41160	COLD WAR VETERANS (15%)	RPTL 458-b	4	0	0.00
41300	PARAPLEGIC VETS	RPTL 458(3)	1	238,106	0.03
41400	CLERGY	RPTL 460	1	3,515	0.00
41690	VOLUNTEER FIREFIGHTERS AND AMB	RPTL 466-c,d,e,f,g,h&i	13	50,817	0.01
41720	AGRICULTURAL DISTRICT	AG-MKTS L 305	6	541,440	0.06
41800	PERSONS AGE 65 OR OVER	RPTL 467	26	1,829,216	0.20
41804	PERSONS AGE 65 OR OVER	RPTL 467	50	2,320,623	0.26
41805	PERSONS AGE 65 OR OVER	RPTL 467	20	1,748,983	0.19
41834	ENHANCED STAR	RPTL 425	404	43,996,735	4.89
41854	BASIC STAR 1999-2000	RPTL 425	772	36,763,412	4.08
47460	FOREST LAND CERTD AFTER 8/74	RPTL 480-a	52	7,858,567	0.87
47610	BUSINESS INVESTMENT PROPERTY P	RPTL 485-b	2	533,067	0.06
49500	SOLAR OR WIND ENERGY SYSTEM	RPTL 487	1	919,381	0.10



School District - 331300 Port Jervis Csd

Exemption Code	Exemption Name	Statutory Authority	Number of Exemptions	Total Equalized Value of Exemptions	Percent of Value Exempted
50000	SYSTEM CODE	STATUTORY AUTH NOT DEFINED	1	703	0.00
Total Exemptions Exclusive of System Exemptions:			1,803	252,520,702	28.04
Total System Exemptions:			1	703	0.00
Totals:			1,804	252,521,405	28.04

Values have been equalized using the Uniform Percentage of Value. The Exempt amounts do not take into consideration, payments in lieu of taxes or other payments for municipal services.

Amount, if any, attributable to payments in lieu of taxes: \_\_\_\_\_

Equalized Total Assessed Value 7,139,930

School District - 331300 Port Jervis Csd

Exemption Code	Exemption Name	Statutory Authority	Number of Exemptions	Total Equalized Value of Exemptions	Percent of Value Exempted
25120	NONPROF CORP - EDUCL(CONST PRO	RPTL 420-a	1	116,977	1.64
41120	ALT VET EX-WAR PERIOD-NON-COMB	RPTL 458-a	2	29,024	0.41
41804	PERSONS AGE 65 OR OVER	RPTL 467	1	21,749	0.30
41834	ENHANCED STAR	RPTL 425	6	638,740	8.95
41854	BASIC STAR 1999-2000	RPTL 425	2	88,418	1.24
47100	Mass Telecomm Ceiling	RPTL S499-qqqq	1	3,453	0.05
47200	RAILROAD - PARTIALLY EXEMPT	RPTL 489-d&dd	1	1,539,565	21.56
Total Exemptions Exclusive of System Exemptions:			14	2,437,926	34.14
Total System Exemptions:			0	0	0.00
Totals:			14	2,437,926	34.14

Values have been equalized using the Uniform Percentage of Value. The Exempt amounts do not take into consideration, payments in lieu of taxes or other payments for municipal services.

Amount, if any, attributable to payments in lieu of taxes: \_\_\_\_\_

Equalized Total Assessed Value 164,923,821

School District - 331300 Port Jervis Csd

Exemption Code	Exemption Name	Statutory Authority	Number of Exemptions	Total Equalized Value of Exemptions	Percent of Value Exempted
10100	SPEC DIST USED FOR PURPOSE EST	RPTL 410	1	329,231	0.20
12100	NYS - GENERALLY	RPTL 404(1)	2	942,175	0.57
13100	CO - GENERALLY	RPTL 406(1)	1	5,055	0.00
13500	TOWN - GENERALLY	RPTL 406(1)	2	331,209	0.20
13510	TOWN - CEMETERY LAND	RPTL 446	1	1,099	0.00
14100	USA - GENERALLY	RPTL 400(1)	1	220	0.00
18020	MUNICIPAL INDUSTRIAL DEV AGENC	RPTL 412-a	3	3,733,080	2.26
25110	NONPROF CORP - RELIG(CONST PRO	RPTL 420-a	5	2,237,582	1.36
25120	NONPROF CORP - EDUCL(CONST PRC	RPTL 420-a	5	4,671,704	2.83
25230	NONPROF CORP - MORAL/MENTAL IM	RPTL 420-a	1	336,264	0.20
27350	PRIVATELY OWNED CEMETERY LAND	RPTL 446	2	12,307	0.01
29700	PROP WITHDRAWN FROM FORECLOS	RPTL 1138	3	660	0.00
41120	ALT VET EX-WAR PERIOD-NON-COMB	RPTL 458-a	19	283,902	0.17
41130	ALT VET EX-WAR PERIOD-COMBAT	RPTL 458-a	17	408,620	0.25
41134	ALT VET EX-WAR PERIOD-COMBAT	RPTL 458-a	1	25,934	0.02
41140	ALT VET EX-WAR PERIOD-DISABILI	RPTL 458-a	9	428,869	0.26
41144	ALT VET EX-WAR PERIOD-DISABILI	RPTL 458-a	1	51,868	0.03
41690	VOLUNTEER FIREFIGHTERS AND AMB	RPTL 466-c,d,e,f,g,h&i	1	3,890	0.00
41700	AGRICULTURAL BUILDING	RPTL 483	2	78,902	0.05
41720	AGRICULTURAL DISTRICT	AG-MKTS L 305	1	130,110	0.08
41730	AGRIC LAND-INDIV NOT IN AG DIS	AG MKTS L 306	4	118,681	0.07
41800	PERSONS AGE 65 OR OVER	RPTL 467	3	378,572	0.23
41804	PERSONS AGE 65 OR OVER	RPTL 467	3	96,396	0.06
41834	ENHANCED STAR	RPTL 425	42	3,851,637	2.34
41854	BASIC STAR 1999-2000	RPTL 425	107	4,056,436	2.46
47100	Mass Telecomm Ceiling	RPTL S499-qqqq	1	65,811	0.04
47460	FOREST LAND CERTD AFTER 8/74	RPTL 480-a	68	11,638,029	7.06



Equalized Total Assessed Value 164,923,821

School District - 331300 Port Jervis Csd

Exemption Code	Exemption Name	Statutory Authority	Number of Exemptions	Total Equalized Value of Exemptions	Percent of Value Exempted
19500	SOLAR OR WIND ENERGY SYSTEM	RPTL 487	1	14,545	0.01
Total Exemptions Exclusive of System Exemptions:			307	34,232,788	20.76
Total System Exemptions:			0	0	0.00
Totals:			307	34,232,788	20.76

Values have been equalized using the Uniform Percentage of Value. The Exempt amounts do not take into consideration, payments in lieu of taxes or other payments for municipal services.

Amount, if any, attributable to payments in lieu of taxes: \_\_\_\_\_

Equalized Total Assessed Value 59,178,940

School District - 331300 Port Jervis Csd

Exemption Code	Exemption Name	Statutory Authority	Number of Exemptions	Total Equalized Value of Exemptions	Percent of Value Exempted
12100	NYS - GENERALLY	RPTL 404(1)	1	459,318	0.78
18020	MUNICIPAL INDUSTRIAL DEV AGENC	RPTL 412-a	3	3,733,080	6.31
15120	NONPROF CORP - EDUCL(CONST PRO	RPTL 420-a	5	4,671,704	7.89
11120	ALT VET EX-WAR PERIOD-NON-COMB	RPTL 458-a	3	34,942	0.06
11130	ALT VET EX-WAR PERIOD-COMBAT	RPTL 458-a	3	68,181	0.12
11834	ENHANCED STAR	RPTL 425	7	554,150	0.94
11854	BASIC STAR 1999-2000	RPTL 425	16	545,456	0.92
17460	FOREST LAND CERTD AFTER 8/74	RPTL 480-a	15	5,143,281	8.69
19500	SOLAR OR WIND ENERGY SYSTEM	RPTL 487	1	14,545	0.02
Total Exemptions Exclusive of System Exemptions:			54	15,224,657	25.73
Total System Exemptions:			0	0	0.00
Totals:			54	15,224,657	25.73

Values have been equalized using the Uniform Percentage of Value. The Exempt amounts do not take into consideration, payments in lieu of taxes or other payments or municipal services.

Amount, if any, attributable to payments in lieu of taxes: \_\_\_\_\_

Equalized Total Assessed Value 105,744,881

School District - 331300 Port Jervis Csd

Exemption Code	Exemption Name	Statutory Authority	Number of Exemptions	Total Equalized Value of Exemptions	Percent of Value Exempted
10100	SPEC DIST USED FOR PURPOSE EST	RPTL 410	1	329,231	0.31
12100	NYS - GENERALLY	RPTL 404(1)	1	482,857	0.46
13100	CO - GENERALLY	RPTL 406(1)	1	5,055	0.00
13500	TOWN - GENERALLY	RPTL 406(1)	2	331,209	0.31
13510	TOWN - CEMETERY LAND	RPTL 446	1	1,099	0.00
14100	USA - GENERALLY	RPTL 400(1)	1	220	0.00
25110	NONPROF CORP - RELIG(CONST PRO	RPTL 420-a	5	2,237,582	2.12
25230	NONPROF CORP - MORAL/MENTAL IM	RPTL 420-a	1	336,264	0.32
27350	PRIVATELY OWNED CEMETERY LAND	RPTL 446	2	12,307	0.01
29700	PROP WITHDRAWN FROM FORECLOSUR	RPTL 1138	3	660	0.00
41120	ALT VET EX-WAR PERIOD-NON-COMB	RPTL 458-a	16	248,960	0.24
41130	ALT VET EX-WAR PERIOD-COMBAT	RPTL 458-a	14	340,439	0.32
41134	ALT VET EX-WAR PERIOD-COMBAT	RPTL 458-a	1	25,934	0.02
41140	ALT VET EX-WAR PERIOD-DISABILI	RPTL 458-a	9	428,869	0.41
41144	ALT VET EX-WAR PERIOD-DISABILI	RPTL 458-a	1	51,868	0.05
41690	VOLUNTEER FIREFIGHTERS AND AMB	RPTL 466-c,d,e,f,g,h&i	1	3,890	0.00
41700	AGRICULTURAL BUILDING	RPTL 483	2	78,902	0.07
41720	AGRICULTURAL DISTRICT	AG-MKTS L 305	1	130,110	0.12
41730	AGRIC LAND-INDIV NOT IN AG DIS	AG MKTS L 306	4	118,681	0.11
41800	PERSONS AGE 65 OR OVER	RPTL 467	3	378,572	0.36
41804	PERSONS AGE 65 OR OVER	RPTL 467	3	96,396	0.09
41834	ENHANCED STAR	RPTL 425	35	3,297,487	3.12
41854	BASIC STAR 1999-2000	RPTL 425	91	3,510,980	3.32
47100	Mass Telecomm Ceiling	RPTL S499-qqqq	1	65,811	0.06



Equalized Total Assessed Value 105,744,881

School District - 331300 Port Jervis Csd

Exemption Code	Exemption Name	Statutory Authority	Number of Exemptions	Total Equalized Value of Exemptions	Percent of Value Exempted
47460	FOREST LAND CERTD AFTER 8/74	RPTL 480-a	53	6,494,748	6.14
Total Exemptions Exclusive of System Exemptions:			253	19,008,131	17.98
Total System Exemptions:			0	0	0.00
Totals:			253	19,008,131	17.98

Values have been equalized using the Uniform Percentage of Value. The Exempt amounts do not take into consideration, payments in lieu of taxes or other payments for municipal services.

Amount, if any, attributable to payments in lieu of taxes: \_\_\_\_\_